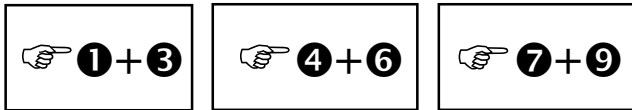


Life safety functions

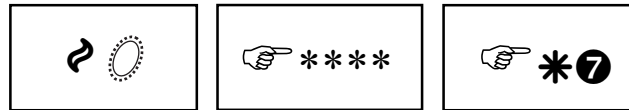


Press **1 + 3** simultaneously for two seconds to send a fire alarm.

Press **4 + 6** simultaneously for two seconds to send a medical alert alarm.

Press **7 + 9** simultaneously for two seconds to send a personal attack alarm.

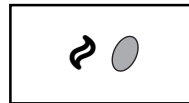
Resetting smoke detectors



The **Fire LED** is lit.

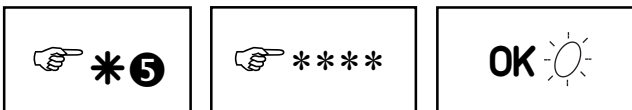
Type your user code.

Press ***7**



No LEDs are lit on the zone display. The **Fire LED** is no longer lit.

Changing user codes



With the system turned off press ***5**.

Type a master user code.

The **OK LED** flashes.



Type the two digit ID for the code to be changed.

The **OK LED** is steady.

Type new user code. The **OK LED** flashes. Press **#** to leave programming mode.

Chime



Press the chime key. If chime is off this will turn it on. If it is on this will turn it off.

CS-175/275/575 Security System with LED keypad

Quick Guide

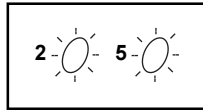
Preparing your system




Close all the doors and windows you want to protect.



If the OK LED is off a zone is not secure.




Flashing LEDs indicate unsecured zones.



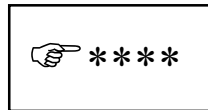
See Bypassing to exclude zones.

Bypassing (excluding) zones

The system should be disarmed before you start to bypass a zone.




Press the ↑ key.



Type your user code.



Press the zone numbers to be excluded.



Press the ↑ key.

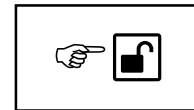


The zone LEDs stop flashing and the OK LED lights.

Turning on your system in stay mode



If the OK LED is on the system is ready to turn on.

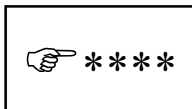


Press the □ key. The system will be turned on.

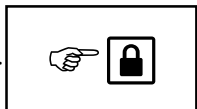


The armed LED will illuminate.

Turning on your system in away mode



Type your user code.

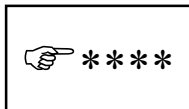


Press the □ key. The system will be turned on (if this facility has been programmed by the installer).



The armed LED will illuminate.

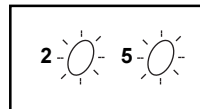
Turning off your system



Type your user code to turn off the system.




The armed LED will go out and the system is turned off.

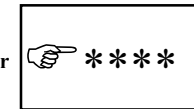


Flashing LEDs indicate open zones.

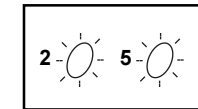
Unbypassing (including) zones



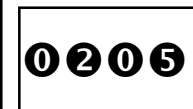
Press the ↑ key.




Type your user code.



Bypassed zones are indicated by flashing LEDs.



Press the zone numbers to be included.



Press the ↑ key.